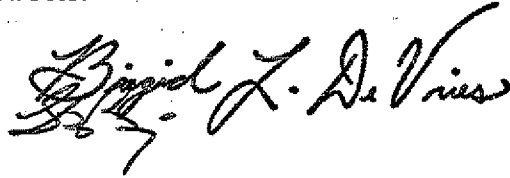


Kentucky High School Athletic Association

Memorandum

To: Superintendent, Principal, and Athletic Director

From: Brigid L. DeVries, Commissioner
Larry Boucher, Assistant Commissioner



Date: August 14, 2002

Subject: 2001-2002 Annual Report Forms Submission

School: Cawood High School

Enclosed please find a copy of Form T-65, The 2001-2002 Annual Report Forms Checklist. In addition, you may find an attachment with corrected copies of the forms submitted by your school personnel. Please review this information so the forms can be completed accurately in the future. Also, KHSAA Audit Staff may have requested a re-submission of some of the 2001-2002 Annual Report Forms or need additional information on your athletic programs. Please submit this information by the date requested if this is applicable. Copies and all KHSAA Title IX documents must be kept current and included in your permanent Title IX File at the school. All documents are subject to Open Records Requests.

Should you need any further information, please do not hesitate to call anytime.



Memo

To: KHSAA Member School Superintendents, Principals, and Athletic Directors
 From: Brigid L. DeVries, Commissioner
 Larry Boucher, Assistant Commissioner

Date: August 13, 2002

Re: 2002 Title IX Forms Submission

School	Cawood	Reviewed by	Gary Lawson
--------	--------	-------------	-------------

The following is a status report regarding the required 2001 - 2002 Title IX submission of forms due in to the KHSAA office by April 15, 2002. Appropriate audit personnel have reviewed these forms and the following is a summary of this review.

I. Checklist of Forms properly submitted in a satisfactory manner:

	GE 19 (Annual Verification)	<input checked="" type="checkbox"/>	T-35 (Budget Expenses)
<input checked="" type="checkbox"/>	T-1 (Summary Program Chart 1)	<input checked="" type="checkbox"/>	T-36 (Budget Expenses)
<input checked="" type="checkbox"/>	T-2 (Summary Program Chart 2)	<input checked="" type="checkbox"/>	T-41 (Checklist - Overall Interscholastic Program)
<input checked="" type="checkbox"/>	T-3 (Summary Program Chart 3)		T-60 (Corrective Action Plan)
<input checked="" type="checkbox"/>	T-4 (Summary Program Chart 4)	<input checked="" type="checkbox"/>	T-63 (Interscholastic Survey Results)

II. Status

A.		2001 - 2002 Forms are satisfactory and no further information or action is necessary at this time.
B.		Errors have been noted with respect to the following forms and corrected copies are being returned to you for placement in your Title IX file to ensure proper submission in the future.
C.	<input checked="" type="checkbox"/>	The following forms must be resubmitted by school representatives. Form T-60 was not filled out. Form GE-19 was not signed by the chair person of the school board.
D.	<input checked="" type="checkbox"/>	Other Recommendation and Comments:
		The school is requested to submit to the KHSAA no later than September 16, 2002 , form GE-19 signed by the chairperson of your school board and a Corrective Action Plan for the 2002-2003 school year.

APR 17 2002

2001-2002 KENTUCKY HIGH SCHOOL ATHLETIC ASSOCIATION ANNUAL VERIFICATION OF TITLE IX PROCEDURES

(To be submitted by April 15, 2002 along with other required forms)

The James A. Cawood High School, Harlan, Kentucky
(Name of High School) (City)

certifies to the Kentucky High School Athletic Association that the following is an accurate and true representation of the facts surrounding compliance with Title 20, U.S.C. Titles 1681-1688, et. Seq. (also known as Title IX)

I certify the following provisions in accordance with records at the school contained in the permanent Title IX file, and to the best of my knowledge have completed the following tasks. (All boxes must be checked)

Established a gender equity committee at the high school. (list committee personnel and provide attachment if necessary)

Name	Address	Phone	(606) 573-5029	Title
Michael Ashurst	279 Ball Park Rd Harlan, KY 40831	"	"	Principal
James Burkhardt Jr.	" " " " " "	"	"	Teacher
Charles Lovely	" " " " " "	"	"	Teacher/Parent
Lori Osborne	" " " " " "	"	"	Student
Tom Osborne	" " " " " "	"	"	Parent
Beth Phipps	" " " " " "	"	"	Teacher

Scheduled a minimum of three meetings during the 2001-2002 school year on the following dates:

August 27, 2001
December 3, 2001
March 11, 2002

Designated the following person(s) as the Title IX coordinator for the school/district:


James Burkhardt Jr. Teacher 279 Ball Park Rd. Harlan, KY 40831
Name Title Address Phone (606) 573-5029

School personnel are continuing to make periodic reviews of the boys and girls athletics program reflected in the Corrective Action Plan.

In addition to the above information, the above referenced school maintains a complete permanent file relative to Title IX records including copies of the self-assessment audit, all corrective action plans, and other related materials.

Michael Ashurst 4/15 20 02
Principal's Signature Date

James A. Cawood
Superintendent Signature
School Board Chairpersons' Signature
(Send original copy to KHSAA - Maintain duplicate in Title IX school folder)



**JAMES A. CAWOOD
SENIOR HIGH SCHOOL**

279 BALL PARK ROAD
HARLAN, KENTUCKY 40831

PHONE: (606) 573-5029
FAX: (606) 573-2424

PRINCIPAL
MICHAEL ASHURST
ASSISTANT PRINCIPALS
T. WAYLON ALLEN
LeANNE HUFF
COUNSELORS
VIKKI ASHURST
LISA ASBURY

KHSAA:

Enclosed Cawood High School has submitted the schedule of ballgames the Cheerleaders will be cheering for the 2002-2003 school year. In addition to the checked games, the Cheerleaders will cheer for both the girl's basketball team and boy's basketball team during all District Tournament games and will cheer for both teams during Regional Tournament games if they advance.

Please do not hesitate to contact Cawood High School with any questions, comments, or suggestions in regards to this matter.

Thank You,

LeAnne Huff, Cheerleading Coach

BOYS

2002-2003 Cawood Trojans Basketball Schedule

November		
Nov. 23	Panorama at Knox Central	4:15
Nov. 29	Panorama vs Lee, Va.	7:00
December		
Dec. 2-7	Pine Mtn. Trail Tip-Off	TBA
Dec. 10	At Corbin	6&7:30
✓Dec. 13	Cumberland	6&7:30
Dec. 17	Lynn Camp	6&7:30
Dec. 19-21	Powell Invitational	TBA
Dec. 27-30	Berea Invitational	TBA
January		
Jan. 3	At Bell County	6&7:30
✓Jan. 7	At Cumberland	6&7:30
Jan. 10	Knox Central	6&7:30
Jan. 17	Rockcastle County	6&7:30
✓Jan. 21	At Harlan	6&7:30
✓Jan. 24	At Evarts	6&7:30
Jan. 31	Bell County	6&7:30
February		
✓Feb. 4	Harlan	6&7:30
✓Feb. 7	Evarts	6&7:30
Feb. 11	At Lynn Camp	6&7:30
Feb. 15	At Boyd County	6&7:30
Feb. 18	At Knox Central	6&7:30
Feb. 21	Middlesboro	6:00
✓Feb. 27	Clay County	7:30

TROJANETTE BASKETBALL

2002-2003

DEC 2	JACKSON COUNTY	AWAY	6:00-7:30
DEC 5-7	HOLIDAY HOOPS CLASSIC	BRISTOL	TBA
DEC 9	KNOX CENTRAL	AWAY	5:30-6:45-8
DEC 14	HACKS/CHANNEL 9 SHOOTOUT	COVINGTON	TBA
✓DEC 16	EVARTS	AWAY	5:30-6:30-8
DEC 20-23	5 TH THIRD BANK CLASSIC	LEXINGTON	TBA
✓JAN 2	HARLAN	AWAY	6:00-7:30
JAN 4	TENNESSEE HIGH	HOME	2:30-4:00-6:00
JAN 11	ROCKCASTLE COUNTY	HOME	1:00-2:15-3:30
✓JAN 13	CUMBERLAND	AWAY	7:00
JAN 18	HOLIDAY INN CLASSIC	WAYNE CO	TBA
JAN 23	BELL COUNTY	AWAY	6:00-7:30
JAN 25	BUTLER (KPP Classic)	LOUISVILLE	1:00
FEB 1	PAUL L. DUNBAR	AWAY	4:30-6:00
FEB 3	WHITLEY COUNTY	AWAY	6:00-7:30
✓FEB 6	EVARTS	HOME	5:30-6:30-8
FEB 8	SCOTT COUNTY	AWAY	2:30-3:45-5:00
FEB 13	WHITESBURG	AWAY	6:00-7:30
✓FEB 17	CUMBERLAND	HOME	7:00
✓FEB 20	HARLAN	HOME	6:00-7:30
✓FEB 21	MIDDLESBORO (DH)	HOME	6:00
FEB 27	CLAY COUNTY (DH)	HOME	6:00

Kentucky High School Athletic Association

August 7, 2002

Mr. Mike Ashurst, Principal
Cawood High School
279 Ball Park Rd.
Harlan, KY 40831

Dear Mike:

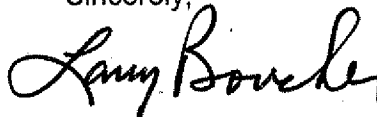
In our summary of Title IX issues, I have reported to the Kentucky Department of Education that Cawood High School has assured the Kentucky High School Athletic Association that gender equity is realized in their cheerleading selection process. You can refer to the letter written to Brigid DeVries from Cawood Athletic Director Eric Bowling dated approximately April 4, 2002.

However, to be candid with a friend, I have some reservations about the selection process as noted in Mr. Bowling's letter. "the school's site-based decision making council's minutes reflect that the cheerleaders may freely choose on which squad (currently boys or girls; to be changed to A/B squad for the 2002-2003 season) to perform." I am not sure that, even though both squads have been recent award winners, that this process assures Title IX compliance. Participants may be choosing freely which squad they would like to be a part of, but what squad are they chosen to represent? What if all students seeking to become a cheerleader wanted to be a member of the boy's squad? What basis then would be used to determine who would be placed on what squad? Would it be ability? If so, do the more capable participants find themselves chosen for the boy's squad?

Please provide to me, no later than September 5, 2002, a more defined way of how your selection process works? If you would like, provide me with a list of those who signed up to try out for only boy's squad and those who wanted to try out for only the girl's squad and which squad they were actually chosen to represent. I might share with you that there is possibly a better (and easier) way to assure for you that the cheerleading process is compliant with Title IX demands at Cawood High School.

I will be glad to assist you in any way possible. I also await your response to my request.

Sincerely,



Larry Boucher
Assistant Commissioner

Cc: Brigid DeVries, Commissioner
Eric Bowling, Athletic Director
Timothy W. Saylor, Superintendent

2280 Executive Drive
Lexington, Kentucky 40505
(859) 299-5472 Fax (859) 293-5999

Kentucky High School Athletic Association


April 4, 2002

Michael Ashurst, Principal
Cawood High School
279 Ball Park Road
Harlan, KY 40831

Dear Mr. Ashurst,

On April 15, 2002, Cawood High School along with all KHSAA member schools are required to submit the 2001-2002 Annual Title IX Forms. Please provide a detailed description of the cheerleader selection process currently in place. In addition, please supply information regarding upgrades on facilities and dressing rooms that were requested October 15, 2001.

Sincerely,



Brigid L. DeVries
Executive Assistant Commissioner

Cc: Timothy Saylor, Superintendent
Eric Bowling, Athletic Director

APR 17 2002



2001-2002 KENTUCKY HIGH SCHOOL ATHLETIC ASSOCIATION ANNUAL VERIFICATION OF TITLE IX PROCEDURES

(To be submitted by April 15, 2002 along with other required forms)

The James A. Cawood High School, Harlan, Kentucky
(Name of High School) (City)

certifies to the Kentucky High School Athletic Association that the following is an accurate and true representation of the facts surrounding compliance with Title 20, U.S.C. Titles 1681-1688, et. Seq. (also known as Title IX)

I certify the following provisions in accordance with records at the school contained in the permanent Title IX file, and to the best of my knowledge have completed the following tasks. (All boxes must be checked)

Established a gender equity committee at the high school. (list committee personnel and provide attachment if necessary)

Name	Address	Phone (606) 573-5029	Title
Michael Ashurst	279 Ball Park Rd Harlan, KY 40831		Principal
James Burkhardt Jr.	" " " " " " " "	" " " "	Teacher
Charles Lovely	" " " " " " " "	" " " "	Teacher/Parent
Lori Osborne	" " " " " " " "	" " " "	Student
Tom Osborne	" " " " " " " "	" " " "	Parent
Beth Phipps	" " " " " " " "	" " " "	Teacher

Scheduled a minimum of three meetings during the 2001-2002 school year on the following dates:

August 27, 2001
December 3, 2001
March 11, 2002

Designated the following person(s) as the Title IX coordinator for the school/district:

James Burkhardt Jr. Teacher 279 Ball Park Rd. Harlan, KY 40831
Name Title Address Phone (606) 573-5029

School personnel are continuing to make periodic reviews of the boys and girls athletics program reflected in the Corrective Action Plan.

In addition to the above information, the above referenced school maintains a complete permanent file relative to Title IX records including copies of the self-assessment audit, all corrective action plans, and other related materials.

Michael Ashurst 4/15 02
Principal's Signature Date

James W. Saylor _____
Superintendent Signature School Board Chairpersons' Signature

(Send original copy to KHSAA - Maintain duplicate in Title IX school folder)

2001-2002
ACCOMMODATION OF INTERESTS AND ABILITIES
SUMMARY PROGRAM CHART 1

KHSAA
 Form T1
 Rev. 07/01

Participation Opportunities Test One

		(Column 1)	(Column 2)	(Column 3)	(Column 4)
	Program	Enrollment	Percentage of Total Enrollment	Number of Interscholastic Participants (double and triple count)	Percentage of Total Participation
Row 1	GIRLS	340	48.3%	93	46.3%
Row 2	BOYS	364	51.7%	108	53.7%
Row 3	Totals	704	100%	201	100%

Instructions:

*Number of 8th grade students & below used in Column 4 calculations if applicable: 1

- 1) Determine the total number of girls enrolled, (place in Row 1, Column 1). Determine the total number of boys enrolled, (place in Row 2, Column 1).
- 2) Add the total number of girls and boys enrolled to determine total enrollment, (place in Row 3, Column 1).
- 3) Calculate the percentage of total enrollment that is female. (Divide Row 1, Column 1 by row 3, Column 1 and place in Row 1, Column 2.) Calculate the percentage of total enrollment that is male. (Divide Row 2, Column 1 by Row 3, Column 1 and place in Row 2, Column 2.) Note: Row 1, Column 2 plus Row 2, Column 2 should total 100%.
- 4) Ask the head coaches to review the most updated eligibility or squad lists for their teams. Ask coaches to confirm the names of those individuals who are on the team as of the first **date of competition**, and cross out the names of those who were cut from the team or quit the team prior to the first competitive event. Determine the total number of interscholastic athletics participants that are girls, (and place in Row 1, Column 3). In order to determine the total number of athletics participants, an individual should be counted each time he or she participates on a team. For example, if Jane Doe competes on the varsity volleyball team, the junior varsity volleyball team, the junior varsity basketball team, and the varsity softball team, she should be counted as four participants (**do not include club or intramural sports participants, cheerleaders, dance teams, or pom squads**). Calculate the same way for boys and girls. * In addition, should 8th grade students and below play on a Freshman, Junior Varsity, or Varsity team, they should also be counted for each team and sport on which they participate. If applicable, please asterisk the above notation as to how many 8th grade students & below are included. Using the same procedure, determine the total number of interscholastic athletic participants that are boys, (and place in Row 2, Column 3). Add Row 1, Column 3 plus Row 2, Column 3 to get total participants and place in Row 3, Column 3.
- 5) Calculate the percentage of female participation. (Row 1, Column 3 divided by Row 3, Column 3 and place in Row 1, Column 4.) Calculate the percentage of male participation. (Row 2, Column 3 divided by Row 3, Column 3 and place in Row 2, Column 4.) Note: Row 1, Column 4 plus Row 2, Column 4 should total 100%.

Note: While being within three percent is not a formal compliance standard; if the percent listed in Row 1, Column 4 is within 3% of Row 1, Column 2, then it provides a good target within which compliance is likely.

Principal's Signature: *Michael O'Leary* Date: 4/15/08

ACCOMMODATION OF INTERESTS AND ABILITIESSUMMARY PROGRAM CHART 2Participation Opportunities Test Two

			Column 1	Column 2	Column 3	Column 4	Column 5
Program			Number of Teams Currently Offered	Number of Participants	Number of Teams Added in Last Five Years	Number of Participants Added in Last Five Years	Percent of Total Participation By Sex Added in Last 5 Years
GIRLS	Row 1	varsity:	6	48	3	0	0
	Row 2	j.v.:	3	35	1	11	31.4%
	Row 3	frosh:	1	10	0	3	30%
	Row 4	total:	10	93	4	14	15.1%
BOYS	Row 5	varsity:	6	74	2	0	0%
	Row 6	j.v.:	3	27	0	0	0%
	Row 7	frosh:	1	7	0	0	0%
	Row 8	total:	10	108	2	0	0%

- 1) List the number of interscholastic teams offered for girls and boys at each competitive level (for example, varsity, junior varsity, and freshman levels). Total each of the entries in Column 1 into Row 4, Column 1 and Row 8, Column 1.
- 2) List the number of interscholastic teams that have been added in the last five years at each competitive level. Total each of the entries in Column 3 into Row 4, Column 3 and Row 8, Column 3.
- 3) List the number of participants that are currently on each level of the teams that were added in the last five years. Total each of the entries in Column 2 into Row 4, Column 2 for girls and Row 8, Column 2 for boys. If a team was added previously but no longer exists, there are no current participants to be added for that team.
- 4) List the number of participants added in the last 5 years. Total each of the entries made in Column 4 into Row 4, Column 4 for girls and Row 8, Column 4 for boys.
- 5) Calculate the percentage of participants that have been added in the last five years (Column 4 divided by Column 2 on each line). For example, if girls' varsity soccer (22 participants), junior varsity soccer (18 participants), junior varsity golf (8 participants), and freshman softball (15 participants) have been added in the last five years, then 63 participation opportunities have been added for girls. If the total number of female participants in the program is 96 (taken from Form T-1, Row 1, Column 3), then 65.6% of the current opportunities (63 of 96) have been added in the last five years. Perform similar calculations for male participants.

Note: If the percentage of current participants added in the last five years is 25% or greater, compliance with test two may be possible. If less than 25%, then compliance with test three should be analyzed. CAUTION: 25% is not a formal compliance standard.

Principal's Signature: _____

Date: _____

[Handwritten Signature] 4/15/02

2001-2002
ACCOMMODATION OF INTERESTS AND ABILITIES
SUMMARY PROGRAM CHART 3

Participation Opportunities Test Three

For any question answered "YES" identify the respective sport(s).

	GIRLS (Yes / No)		BOYS (Yes / No)
1. Is there an intramural team offered in a sport not now available in the interscholastic athletics program? (YES or NO)	No		No
2. For a sport <u>not</u> currently offered, is there sufficient interest to form a viable interscholastic team based on participation on an intramural team or community recreation teams? (YES or NO)	No		No
3. For a sport <u>not</u> currently offered, is there sufficient interest to form a viable interscholastic team with the interscholastic survey.	No		No
4. For a sport currently offered, is there interest to form a viable team for a junior varsity, freshman, or other intramural level that is not currently offered? (YES or NO)	No		No
5. If you answered YES to question (1), (2), (3) or (4), are there enough high schools in your geographic area offering the sport (at the appropriate level) to allow for the development of a reasonable schedule of competition. (YES or NO)	No		No

Principal's Signature: Michael Orshurst Date: 4/15/02


2001-2002
ACCOMMODATION OF INTERESTS AND ABILITIES
SUMMARY PROGRAM CHART 4

KHSAA
 Form T4
 Rev. 07/01

Levels of Competition Test One

		(Column 1)	(Column 2)
	Team Levels	GIRLS	BOYS
Row 1	Total Number of Athletics Participants in All Levels	93	108
Row 2	Number of Varsity Teams Offered	6	6
Row 3	Number of Participants on all Varsity Teams	48	74
Row 4	Percentage of Total Varsity Participants By Sex	51.6%	68.5%
Row 5	Number of Junior Varsity Teams Offered	3	3
Row 6	Number of Participants on all Junior Varsity Teams	35	27
Row 7	Percentage of Total Junior Varsity Participants By Sex	37.6%	25%
Row 8	Number of Freshman Teams Offered	1	1
Row 9	Numbers of Participants on all Freshman Teams	10	7
Row 10	Percentage of Total Freshman Participants By Sex	10.8%	6.5%

- 1) Copy the number entered on Form T1, Row 1, Column 3 and place on Row 1, column 1 of this form.
- 2) Copy the number entered on Form T1, Row 2, Column 3 and place on Row 1, column 2 of this form.
- 3) List the number of teams at the varsity, junior varsity, and freshman levels for boys and girls (Rows #2,5,8) and place in the proper boxes in columns 1 and 2.
- 4) List the number of teams at the varsity, junior varsity, and freshman levels for boys and girls (Rows #3,6,9) and place in the proper boxes in columns 1 and 2.
- 5) Calculate the percentage of female and male participants at each level. (Rows #4,7,10)
 - Divide Row 3, Column 1 by Row 1, Column 1, and place the percentage in Row 4, Column 1.
 - Divide Row 3, Column 2 by Row 1, Column 2, and place the percentage in Row 4, Column 2.
 - Divide Row 6, Column 1 by Row 1, Column 1, and place the percentage in Row 7, Column 1.
 - Divide Row 6, Column 2 by Row 1, Column 2, and place the percentage in Row 7, Column 2.
 - Divide Row 9, Column 1 by Row 1, Column 1, and place the percentage in Row 10, Column 1.
 - Divide Row 9, Column 2 by Row 1, Column 2, and place the percentage in Row 10, Column 2.

Principal's Signature:  Date: 4/15/02

**2001-2002
BUDGETED AND ACTUAL EXPENDITURES - PROGRAM COMPARISON CHART
TO INCLUDE BOOSTER CLUB FUNDING**

	equipment and supplies		travel		awards		coaches' salaries (to include supplemental and extended employment)		facilities improvements		publications (if sport-specific)	
	B	E	B	E	B	E	B	E	B	E	B	E
G basketball	3,500.	5,831.46	9,500.	2,224.64	1,000.	0	12,000.	12,000.	0	0	1,500.	1,455.20
B basketball	3,500.	7,342.64	3,500.	1,875.91	1,000.	0	12,000.	12,000.	0	0	1,500.	1,455.20
G softball	3,690.90	1,491.53	3,000.	0	1,005.	1,005.	2,300.	2,300.	72.50	72.50	0	0
B baseball	2,000.	437.62	3,000.	126.95	1,000.	1,000.	2,300.	2,300.	0	0	0	0
G cross country	1,000.	800.	1,000.	0	0	0	1,250.	1,250.	0	0	0	0
B cross country	1,000.	800.	1,000.	0	0	0	1,250.	1,250.	0	0	0	0
G golf	1,000.	347.33	1,000.	181.33	0	0	250.	250.	0	0	0	0
B golf	1,000.	347.32	1,000.	181.33	0	0	250.	250.	0	0	0	0
G soccer	N/A	N/A	N/A	N/A	N/A	N/A	N/A	N/A	N/A	N/A	N/A	N/A
B soccer	N/A	N/A	N/A	N/A	N/A	N/A	N/A	N/A	N/A	N/A	N/A	N/A
G swimming	N/A	N/A	N/A	N/A	N/A	N/A	N/A	N/A	N/A	N/A	N/A	N/A
B swimming	N/A	N/A	N/A	N/A	N/A	N/A	N/A	N/A	N/A	N/A	N/A	N/A

"B" is for budgeted dollar amounts and "E" is for actual dollar expenditures. Expenditures should include items provided by third parties such as Booster Clubs.

Principal's Signature: *Michael D. [Signature]* Date: 4/15/02

2001-2002
BUDGETED AND ACTUAL EXPENDITURES - PROGRAM COMPARISON CHART 2
TO INCLUDE BOOSTER CLUB FUNDING

Teams	equipment and supplies			travel			awards			coaches' salaries (to include supplemental and extended employment)			facilities improvements			publications (if sport-specific)		
	B	E		B	E		B	E		B	E		B	E		B	E	
G track	1,000.	0		1,000.	0		1,000.	216.25		1250.	1250.		0	0		0	0	
B track	1,000.	0		1,000.	0		1,000.	216.25		1,250.	1,250.		0	0		0	0	
G tennis	N/A	N/A		N/A	N/A		N/A	N/A		N/A	N/A		N/A	N/A		N/A	N/A	
B tennis	N/A	N/A		N/A	N/A		N/A	N/A		N/A	N/A		N/A	N/A		N/A	N/A	
G volleyball	5,000.	1,427.30		500.	304.45		0	0		1800.	1,800.		5,000.	397.		0	0	
B wrestling	N/A	N/A		N/A	N/A		N/A	N/A		N/A	N/A		N/A	N/A		N/A	N/A	
G (list sport)	N/A	N/A		N/A	N/A		N/A	N/A		N/A	N/A		N/A	N/A		N/A	N/A	
B (football)	15,547.24	12,750.65		4,500.	4,758.84		1,000.	2,009.49		18,000.	18,000.		126.03	126.03		12.00.	1,033.	
G (list sport)	N/A	N/A		N/A	N/A		N/A	N/A		N/A	N/A		N/A	N/A		N/A	N/A	
B (list sport)	N/A	N/A		N/A	N/A		N/A	N/A		N/A	N/A		N/A	N/A		N/A	N/A	

"B" is for budgeted dollar amounts and "E" is for actual dollar expenditures. Expenditures should include items provided by third parties such as Booster Clubs.

Principal's Signature: *Michael Johnson* Date: 4/15/02

2001-2002 KHSAA TITLE IX ATHLETICS AUDIT

KHSAA
Form T41
Rev. 07/01

Checklist - Overall Interscholastic Athletics Program

Areas of Compliance	ADVANTAGE TO (Respond based on Internal Evaluation by checking the appropriate column.)		
	GIRLS' PROGRAM	BOYS' PROGRAM	NEITHER PROGRAM
BENEFITS			
Equipment and Supplies			✓
Scheduling of Games and Practice Time			✓
Travel and Per Diem Allowances			✓
Coaching			✓
Locker Rooms, Practice and Competitive Facilities			✓
Medical and Training Facilities and Services			✓
Publicity			✓
Support Services			✓
Athletic Scholarships			✓
Tutoring			✓
Housing and Dining Facilities and Services			✓
Recruitment of Student Athletes			✓

Principal's Signature: Michael Osburn Date: 4/15/02

School Name: James A. Cawood High

2001-2002

TITLE IX

School Year: 2001 - 2002

Principal's Signature: _____

Date: _____

CORRECTIVE ACTION PLAN

To complete this form, indicate the intended area which needs corrective action, the suggested change and time table for implementation. You may copy this form as needed. Please attach corrective action plans along with audit forms and submit by April 15, 2002.

ITEM FOR CORRECTION	SUGGESTED CHANGE	TIME TABLE FOR CORRECTIVE ACTION

- An explanation (status report) is needed for all areas identified previously as items for correction as well as all areas currently identified as items for correction. This form shall be typed.

Principal's Signature: *William G. Wood* Date: 4/15/02

2001-2002 INTERSCHOLASTIC ATHLETICS SURVEY

Summary Of Student Responses

School Name: James A. Cawood High
 School Enrollment: 704
 Date: 04-09-02
 Completed By: Eric Bowling, Athletic Director

Instructions:

1. Summarize the Student Athletics Interest Surveys Form T-61 by listing the total number of responses on the line next to each sport.
2. Under the Other Category please provide a listing of the sports as well as the number of students who are interested in participating.
3. Please sign and date the Summary Form (T-63) and mail the Summary Form only to the KHSAA by April 15, 2002. Do not mail the student surveys (Form T-61). However, these Forms should be maintained in your files in the event they are requested subsequently.

614 Number of Surveys
614 Total Returned
9,10,11,12 Grades Surveyed

How Was The Survey Administered? Photocopied and completed in homeroom

Fall Sports (List Total Number of Participation Responses)

7 Cross Country (Girls)
10 Cross Country (Boys)
5 Field Hockey (Girls)
60 Football (Boys)
26 Golf (Girls)
18 Golf (Boys)
24 Soccer (Girls)
14 Soccer (Boys)
34 Volleyball (Girls)
34 Volleyball (Boys)

Winter Sport (List Total Number of Participation Responses)

28 Basketball (Girls)
52 Basketball (Boys)
40 Gymnastics (Girls)
26 Indoor Track (Girls)
26 Indoor Track (Boys)
43 Swimming & Diving (Girls)
16 Swimming & Diving (Boys)
43 Wrestling (Boys)

Spring Sport (List Total Number of Participation Responses)

<u>37</u>	Baseball (Boys)
<u>15</u>	Fast Pitch Softball (Girls)
<u>13</u>	Slow Pitch Softball (Girls)
<u>47</u>	Tennis (Girls)
<u>22</u>	Tennis (Boys)
<u>21</u>	Track (Girls)
<u>17</u>	Track (Boys)

Other Sports (From Student Survey T-61 Question 10)

Name of Sport	Number of Students Interested In Participating	
<u>badmitten</u>	1	horseback riding 1
<u>basketball</u>	1	lacrosse 2
<u>battleball</u>	1	paintball 1
<u>boxing</u>	6	pool 2
<u>dance team</u>	2	rugby 2
<u>diving</u>	1	tennis 1
<u>fishing</u>	1	tennis (girls) 3
<u>gymnastics</u>	2	soccer 2
<u>hockey (ice)</u>	2	softball (girls) 1
		swimming 2
		volleyball 1
		volleyball (boys) 1
		wrestling 3

Number of Students who participate in Intramural Sports.
(From Student Survey T-61 Question 5)

Sport	Number	
<u>badmitten</u>	1	softball 2
<u>baseball</u>	1	softball (slow-pitch) 2
<u>basketball</u>	4	track 2
<u>basketball (girls)</u>	5	
<u>battleball</u>	2	
<u>cheerleading</u>	1	
<u>football</u>	3	

List Intramural Sports students are interested in adding:
(From Student Survey T-61 Question 6)

Sport	Number	Sport	Number
<u>archery</u>	1	<u>soccer (girls)</u>	4
<u>badmitten</u>	1	<u>swimming/diving</u>	5
<u>battleball</u>	2	<u>target shooting</u>	1
<u>boxing</u>	5	<u>tennis</u>	4
<u>chess</u>	1	<u>tennis (girls)</u>	5
<u>dodgeball</u>	1	<u>volleyball</u>	3
<u>fishing</u>	1	<u>volleyball (boys)</u>	1
<u>golf</u>	1	<u>wiffleball</u>	1
<u>lacrosse</u>	1	<u>wrestling</u>	5
<u>pool</u>	1		
<u>soccer</u>	3		

Participation in Non-School Sports Activities
(From Student Survey T-61 Question 7)

Sport	Number	Sport	Number
AAU	1	football (backyard)	1
archery	1	gymnastics	2
art	1	motocross racing	1
badminton	1	pool	1
basketball (church)	1	soccer	2
basketball (boys/girls)	0	softball (summer)	3
basketball (LBA)	1	tennis	3
battleball	1	wrestling	1
cheerleading (all-star)	5		
FCCLA	1		
football	2		

Reasons for not participating in interscholastic athletics.
(From Survey Question 8)

Response	Number
----------	--------

- | | |
|----|---|
| 9 | I prefer other activities such as band, chorus, etc. |
| 63 | I don't have time |
| 4 | The practice schedules and game times are inconvenient |
| 17 | The sport I like isn't offered |
| 1 | It's too expensive |
| 6 | I prefer to participate in club or intramural sports |
| 28 | Working |
| 71 | Other
don't want to; grades too low; not interested; not sure; too lazy;
transportation |

Student Suggestions to encourage participation

- Coaches should be more encouraging and fair
- Get better sports
- Have participation during school hours
- Tell each other how fun it is
- Tell people how physically fit sports make you
- Make practices more lenient
- More funding of sports
- Offer more variety
- Provide facilities
- Publicize requirements and tryout dates

Principal's Signature

Date

Brigid L. DeVries, Executive Assistant Commissioner
Kentucky High School Athletic Association
2280 Executive Drive
Lexington, Kentucky 40505

Dear Ms. DeVries,

This communication is in response to your letter dated April 4, 2002. In addition to the information previously submitted on December 6, 2000 regarding James A. Cawood High School's cheerleader selection process, clarification should include that the school's site-based decision making council's minutes reflect that the cheerleaders may *freely choose* on which squad (currently boys or girls; to be changed to A/B squad for the 2002-2003 season) to perform. There are no cuts, only the meeting of KHSAA eligibility requirements by participants. Since participation numbers reflect relative equality and both current squads attained their highest respective honors via the KHSAA (both won their district championships), then equality in services provided to other boy and girl programs by cheerleading is found to be true. Please contact me if I could be of further assistance.

Sincerely,

Eric Bowling, JACHS Athletic Director

P.S. Michael Howard, Director of Facilities for the Harlan County School System, has been in contact with your office via phone regarding questions on upgrades of facilities and dressing rooms.

CC: Timothy Saylor, Superintendent
Michael Ashurst, Principal